



Gas Analyser MTS Software Update

Installation Instructions
I324415 Iss1





- 1 Introduction..... 3**
- 1.1 Copyright..... 3
- 1.2 Liability 3
- 1.3 Warranty..... 3

- 2 Preparation 4**

- 3 Installation Procedure 5**

- 4 Obtaining Authorisation Code 7**

- 5 After Sales Service..... 9**
- 5.1 On-Site Service / Overhaul / Spare Parts 9
- **Outside UK mainland..... 9**
- **UK After-Sales Service..... 9**

1 Introduction

These installation instructions are intended for the operators and owner of existing Crypton Gas Analysers using UK MoT Legislative software.

Please follow the instructions below carefully to ensure a trouble free installation of this program.

Your use of the product means that you accept the following conditions:

1.1 Copyright

Software and data are the property of Continental Automotive Trading UK Ltd or its suppliers and are protected against unauthorized reproduction under copyright laws, international contracts and other national legal provisions. The reproduction or sale of data and software or any part thereof is prohibited and punishable by law; in the event of violations, Continental reserves the right to prosecute and to assert claims for damages.

1.2 Liability

As far as possible, all the data in this program is based on information from the manufacturer and importers. Continental furnishes no guarantee for the correctness and completeness of software or data; we assume no liability for damage caused by faulty software and data. At any event, the liability of Continental is limited to the amount which the customer has actually paid for this product. This exemption from liability does not apply to damages caused intentionally or by gross negligence on the part of Continental.

1.3 Warranty

Any use of hardware and/or software not been approved by Crypton constitutes a modification of our products, and hence exclusion of all liability and warranty claims, even if the hardware has been subsequently removed, or the software erased in the interim.

Our products must not be modified in any way. Furthermore, our products may only be used with original accessories.

Disregard for the above will render all warranty claims invalid.

Crypton testers may only be used with operating systems approved by Crypton. Using the Crypton tester with different operating systems to those which we have approved will render our warranty obligation null and void, in accordance with our terms of delivery. In addition, we cannot assume liability for damages and consequential damages which are the result of the use of a non-approved operating system.

Windows[®] is a registered trademark of the Microsoft Corporation.

2 Preparation

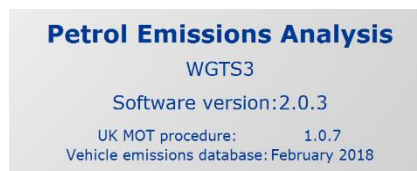
The installation software contains an update for the following Gas Analyser Test software.

- WGTS - suitable for all Windows 10 CCP800 series machines

The installer will begin automatically when the file is opened.

Our [Product Support](#) team will be happy to give step by step instructions wherever required.

The program version is displayed on the front screen of your Gas analyser program; please verify your program shows program version 2.0.3 before proceeding.

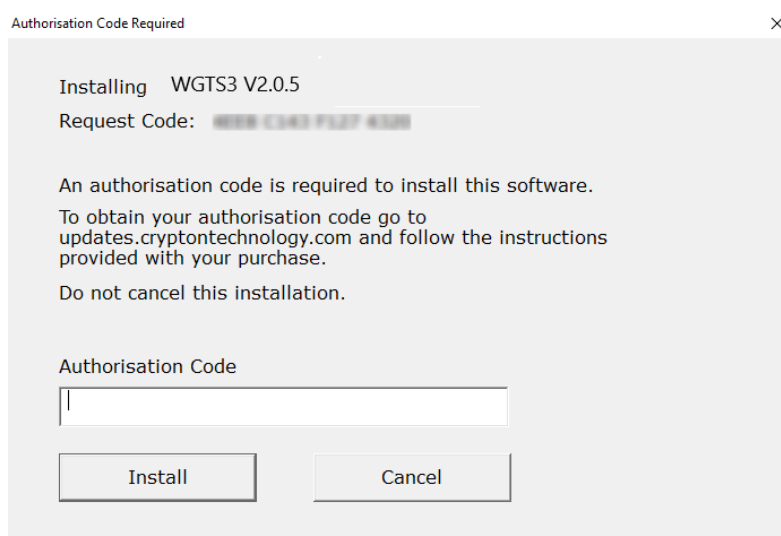


If your machine shows a Program version earlier than 2.0.3 please call our sales team.

3 Installation Procedure

- Download the self extracting file from the Crypton website, the installation process should determine your machine type and start automatically.
- An authorisation code will be required to install the software; to obtain your authorisation code follow instructions in section 4 – [Obtaining an Authorisation Code](#)
- Follow on screen instructions to complete the installation.

Read and accept the end user license agreement. Once the Software License has been accepted; an authorisation code will be required.



To obtain your authorisation code, follow instructions in section 4 – [Obtaining an Authorisation Code](#).

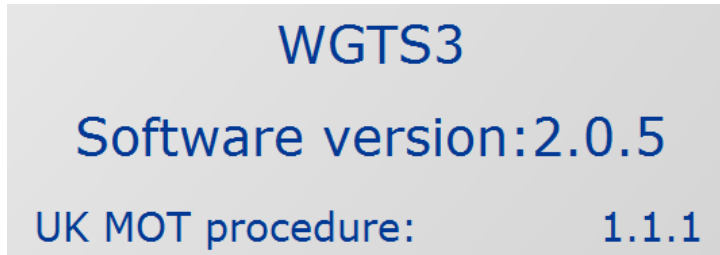
Do not cancel the installation at this point, if you restart the installation the request code will change.

Enter the authorisation code issued to you and click Install. Automatic installation will now commence.

Once the software is installed there will be an option to update the firmware on the analyser.

When the installation has finished restart your PC.

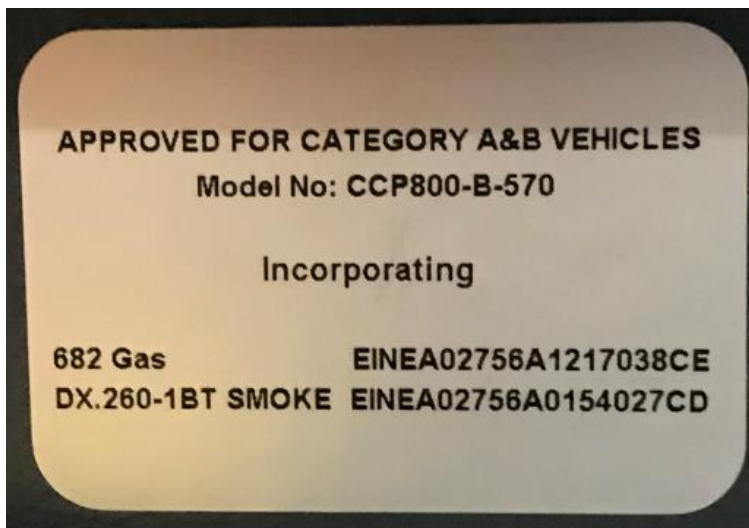
To ensure the update is correctly installed, launch the Gas analyser software and verify the Program Version 2.0.5 is displayed on-screen.



Note: When running the new emissions program, the windows firewall may display Windows security alerts. Click 'UNBLOCK' or 'ALLOW ACCESS' for all alerts.

Approval label

Following the software upgrade the EIN approval number of your unit has changed. YOU MUST replace the approval label with the replacement supplied. Due to a change in the numbering system the combined units showing 2 EIN codes are replaced by 1 code.



On the **682 unit** only the small label on the unit front face requires replacement.



4 Obtaining Authorisation Code

During the installation, an authorisation code will be required.

When the installation requests the authorisation code, visit updates.cryptontechnology.com

Register your details and enter the request code shown on your installation screen, and the token printed on the software CD cover.

Click 'Continue' on the web page and your authorisation code will be displayed.

Please note; the installer request code changes each time the installation is started. Please leave the installer running while you obtain authorisation. If you close the installation and then obtain authorisation, the authorisation code issued will be invalid when you start again.

Crypton Activation Code Request

Activation

Required fields are marked with *.

Token received with update *



Site Details

VTS Number

Find address

Company/Branch*

Address*

Post Code*

Contact Details

Name*

Telephone*

Email*

Product Details

Trolley/Unit Serial Number *



Equipment Purchase Date

Month



Year



Installation Details

Request Code*



I have read and agree with the [terms and conditions](#) related to the use of this web based service.

Continue

5 After Sales Service

Apart from the routine maintenance and adjustments stipulated in this manual, the equipment must not be tampered with in any way. All further servicing must be carried out only by an engineer from an Authorised Agent. Failure to observe these conditions will invalidate the Guarantee.

5.1 On-Site Service / Overhaul / Spare Parts

If you require a Service Engineer to attend on-site, either due to an equipment fault, machine calibration, the equipment covered by this manual requires to be sent back for factory overhaul, or if you need spare parts, please contact our Product Support Department.

- **Outside UK mainland**

Service for export customers are provided by the agent from whom your equipment was purchased.

- **UK After-Sales Service**

Call Crypton Support for details of local service agents.

Continental Automotive Trading UK Ltd | 36 Gravelly Industrial Park | Birmingham | B24 8TA | United Kingdom
Tel: +44 (0) 121 725 1400 | Email: sales@cryptontechnology.com | www.cryptontechnology.com
Crypton – A Brand of the Continental Corporation



E & O.E. The Company reserves the right to introduce improvements in design or specifications without prior notice.
The sales of this product is subject to our standard terms, condition and relevant product warranty.

