



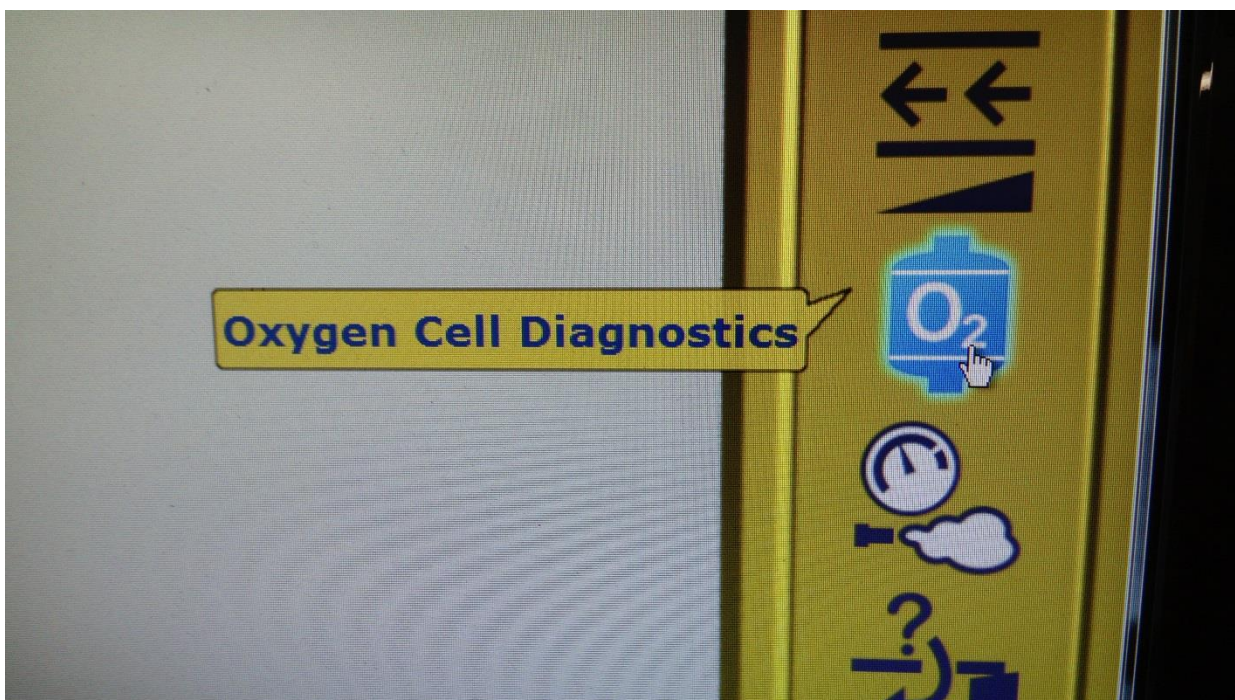
O2 Cell Expired Setup Guide

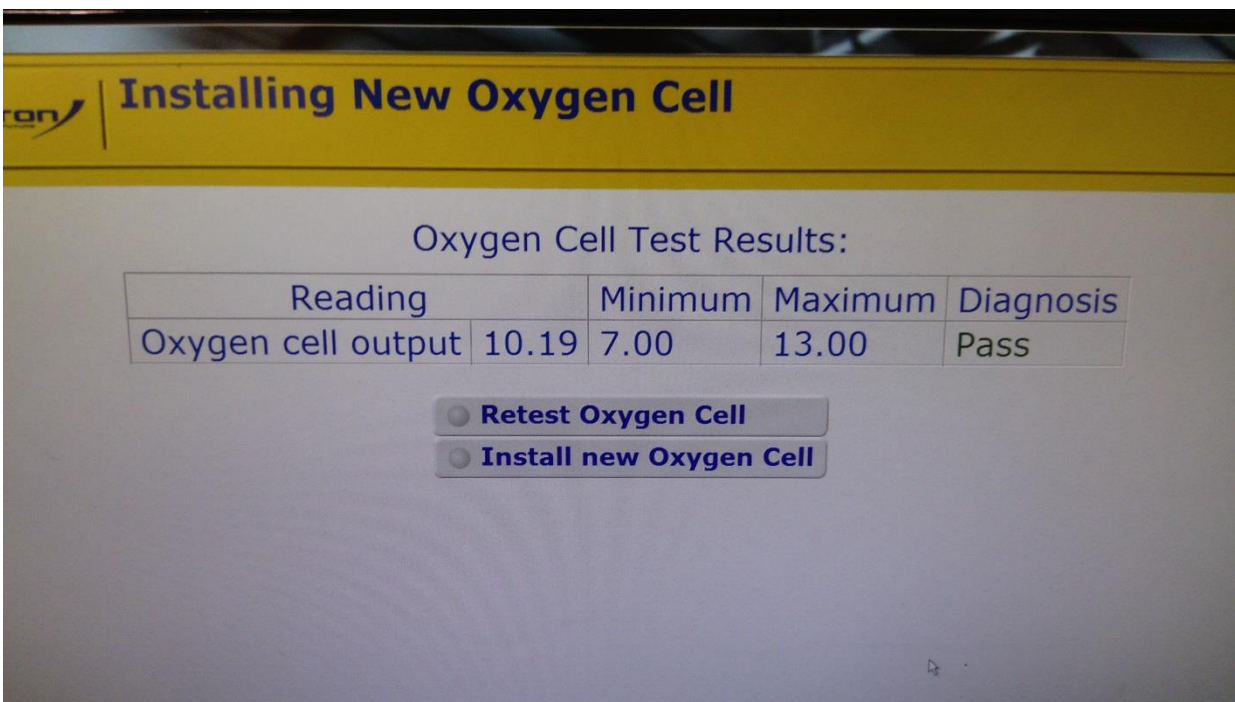

1 O2 Cell Expired

680 Gas analyser O2 cell expired.

When you see this message on the screen it means the O2 (Oxygen) cell is now expired and as a serviceable item it needs to be exchanged for a new one.

- Locate the O2 cell on the gas analyser (right hand side of the unit)
- Gently disconnect the 2 wire plug at the top
- Unscrew the O2 cell counter clockwise
- Shake the new O2 cell to activate the chemical compound inside before installing
- Screw the new O2 cell in the receptacle
- Click on "Install new O2 cell" in the "O2 cell diagnostics" menu





Crypton Part Number O2 Cell: A2C88396300



With all the quality, service and backup you would expect from a UK company with a long standing history like
Crypton.

E & O E. The Company reserves the right to introduce improvements in design or specification without prior notice.
The sales of this product to our standard terms, conditions and relevant product warranty.

