



# Additional Monitor

2910002343300

## Installation Manual

324097 Iss 2

**For installation to a solid wall only!****Unpack and ensure all kit parts are present:**

- 2910002342900 - Display port male to HDMI female adaptor
- 2910002343100 - HDMI to HDMI Cable Male to Male 25M
- 2910002343000 - VESA bracket
- 2910002342800 - Monitor

1. Agree with customer that the location on the layout drawing is correct.

2. Contact Continental support/ relevant ASM if any queries.

3. Open and fit the VESA bracket (following the instructions provided with the bracket) and ensuring that the screen will not be a hazard.


4. Mount TV to bracket following bracket instructions. Connect monitor to a switched mains power source ensuring the cable doesn't create a trip hazard, obstruct doorways etc.

5. Remove rear panel from CCP1000 cabinet to allow access to PC. Thread HDMI cable from top of cabinet following monitor cable route to back of PC.

6. Connect display port adaptor to HDMI cable (if required) and connect to display or HDMI port on rear of PC, ensuring a gentle curve to relieve stress on the cable and port.

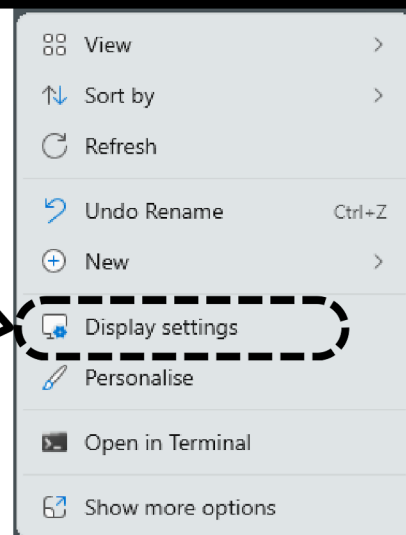
7. Cable tie to VGA cable inside cabinet.

8. Run Cable to back of monitor ensuring sufficient cable at monitor to allow for adjustment of viewing angle. Check the cable doesn't create a trip hazard, obstruct doorways etc.

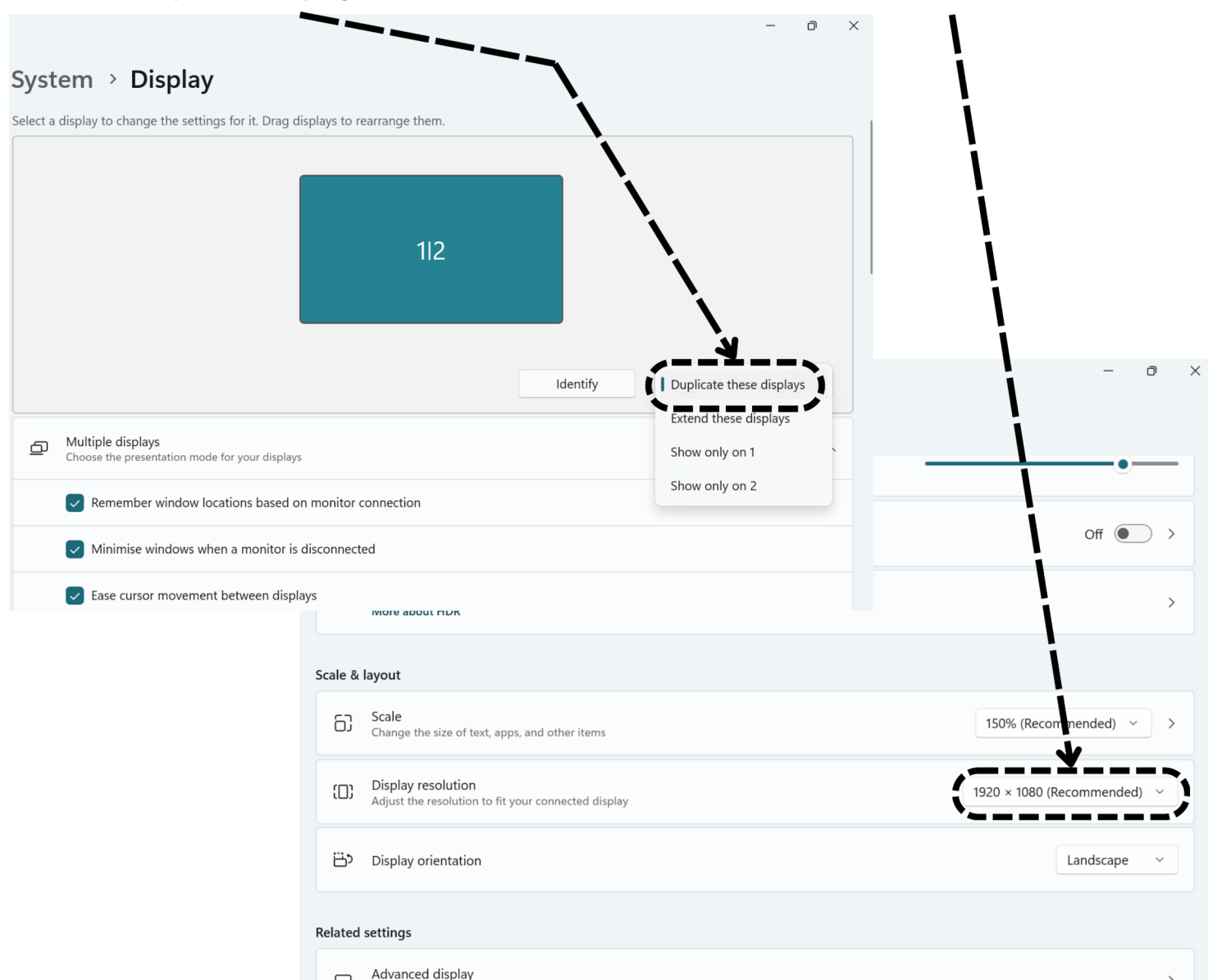


9. Connect to HDMI port on monitor.

10. Right click on desktop and select display settings.



11. Select Duplicate display, then scroll down and set the resolution to 1920 X 1080.



12. Confirm new settings and return to desktop.

13. Refit rear panel on CCP cabinet

**Continental Automotive Trading UK Ltd**

36 Gravelly Industrial Park,  
Birmingham,  
B24 8TA  
Tel: 0121 725 1234 |  
Email: [salesorders@continental](mailto:salesorders@continental)

**SALES**

Tel: 0121 725 1400

Email: [salesorders@continental-corporation.com](mailto:salesorders@continental-corporation.com)

**SUPPORT**

Tel: 0121 725 1366

Email: [uksupport@continental-corporation.com](mailto:uksupport@continental-corporation.com)

Continental Automotive  
Trading UK Ltd. 36 Gravelly  
Industrial Park

Birmingham B24 8TA United  
Kingdom

<https://www.continental-aftermarket.com/gb-en>

E & O E. The Company reserves  
the right to introduce  
improvements in design or  
specification without prior  
notice.

The sale of this product is  
subject to our standard terms,  
conditions and relevant  
product warranty.

**Legal notice**

The information in this brochure contains  
only general technical descriptions and  
performance characteristics, the  
applicability of which can depend on  
further factors in case of actual use. It is not  
meant or intended to be a specific  
guarantee of a particular quality or  
durability.

An obligation to provide the respective  
characteristics shall only exist if expressly  
agreed in the terms of contract. We  
reserve the right to make changes in  
availability as well as technical changes.